

LUXAR™

COLOR DOME CAMERA

USER MANUAL

LDF-528VNM / LDV-528VNM





The lightning flash with an arrowhead symbol, within an equilateral triangle is intended to alert the user to the presence of uninsulated dangerous voltage within the product's enclosure that may be of sufficient magnitude to constitute a risk of electric shock to persons.



The exclamation point within an equilateral triangle is intended to alert the user to the presence of important operating and maintenance (servicing) instructions in the literature accompanying the appliance.

INFORMATION - This equipment has been tested and found to comply with limits for a Class A digital device, pursuant to part 15 of the FCC Rules.

These limits are designed to provide reasonable protection against harmful interference when the equipment is operated in a commercial environment.

This equipment generates, uses, and can radiate radio frequency energy and, if not installed and used in accordance with the instruction manual, may cause harmful interference to radio communications.

Operation of this equipment in a residential area is likely to cause harmful interference in which case the user will be required to correct the interference at his own expense.

WARNING - Changes or modifications not expressly approved by the manufacturer could void the user's authority to operate the equipment.

CAUTION : To prevent electric shock and risk of fire hazards:
Do NOT use power sources other than that specified.

Do NOT expose this appliance to rain or moisture.

■ Precautions

Do not install the camera in extreme temperature conditions.



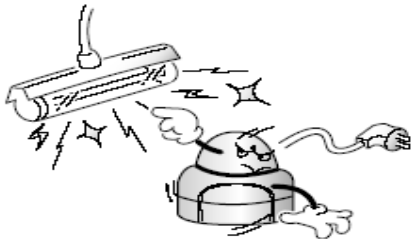
Only use the camera under conditions where temperatures are between -10°C and $+50^{\circ}\text{C}$. Be especially careful to provide ventilation when operating under high temperatures.

Do not install or use the camera in an environment where the humidity is high.



It can cause the image quality to be poor.

Do not install the camera under unstable lighting conditions.



Severe lighting change or flicker can cause the camera to work improperly.

Do not touch the front lens of the camera.



It is one of the most important parts of the camera. Be careful not to be stained by fingerprint.

⦿ Features

☺ Horizontal Resolution 520 TV Lines

Clear image quality has been achieved by employing a SONY CCD with 410,000 (effective) pixels, which provides a horizontal resolution of 520 TV lines.

☺ Electronic IRIS

The electronic IRIS function enables continuous automatic control of the shutter between 1/60~1/120,000 seconds.

☺ 3Axis built-in Vandal Resistant Dome Housing

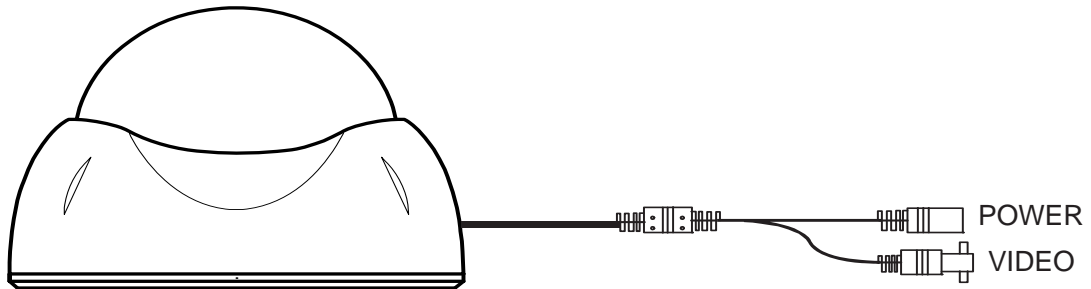
☺ High Sensitivity

The built-in high sensitivity SONY COLOR CCD enables a clear image even in 0.3Lux or as low as 0.05Lux with SENS-UP.

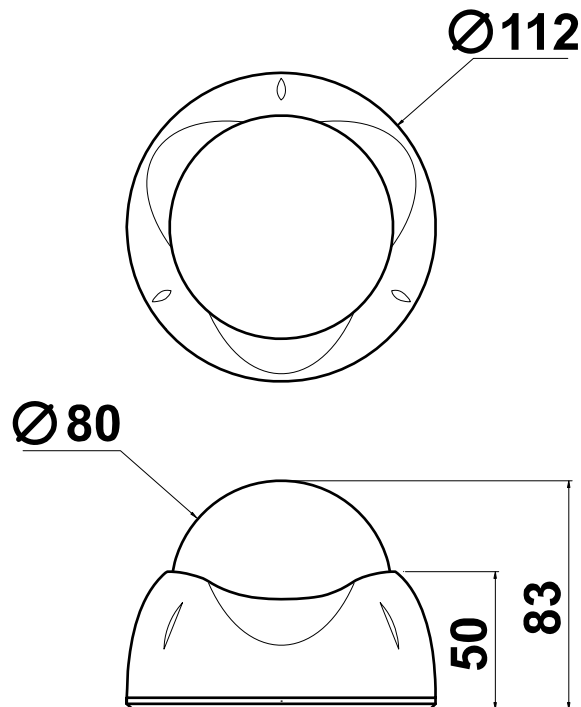
⦿ Components

- | | | |
|----|-------------------|-------|
| 1. | Color Dome Camera | 1 set |
| 2. | Screws | 3 pcs |
| 3. | Wrench | 1 pcs |
| 4. | Manual | 1 pcs |

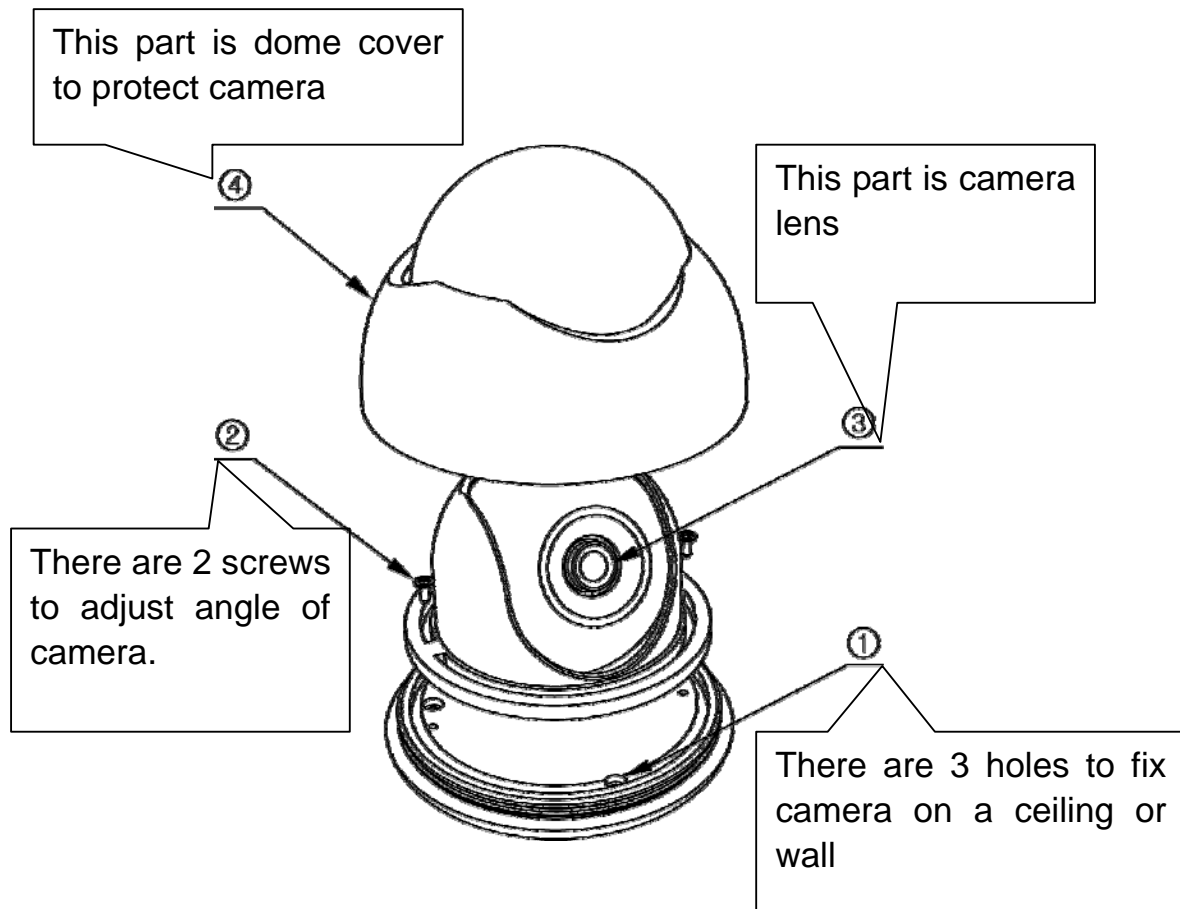
● Cable Connection



● Dimension



● Assemble



* How to install

- ① Fix the camera body on a ceiling or wall via 3 holes.
- ② You must make 2 screws loosen to adjust angle of the camera.
- ③ Set camera lens up toward object and Rejoin 2 screws.

⊙ Specifications

SIGNAL SYSTEM	NTSC	PAL
TOTAL / EFFECTIVE PIXEL	410K / 380K Pixels	470K / 440K Pixels
IMAGE SENSOR	1/3" SONY interline transfer CCD	
HORIZONTAL RESOLUTION	520 TV Line	
MINIMUM ILLUMINATION	0.3Lux / F 1.2	
LENS	LDF-528VNM	3.7 mm Manual Lens
	LDV-528VNM	4-9mm Auto Iris Lens
	LDV-528VNM	2.9-10mm Auto Iris Lens
	LDV-528VNM	9-22mm Auto Iris Lens
BLC	Auto	
WHITE BALANCE	Auto	
GAIN CONTROL	Auto	
LUMINANCE S/N RATIO	More than 50dB (AGC Off)	
SYNC. SYSTEM	Internal	
SHARPNESS	Auto	
VIDEO OUTPUT	Composite output 75ohm terminated 1.0Vpp, Y/C separate output	
SHUTTER SPEED	Auto/Manual(1/60~1/120,000)	Auto/Manual(1/50~1/100,000)
OPERATING TEMPERATURE	- 10° to 50° / 30~90% RH	
SUPPLIED VOLTAGE	DC 12V, 50/60 Hz	
POWER CONSUMPTION	MAX. 300mA	
DIMENSIONS	φ112 x 83(H)	
WEIGHT	About 600g	

LUXAR™

DISTRIBUTED BY